

IP65 Wireless Dimming PIR High or Low Bay Sensor

Overview

- Interior/Exterior PIR sensor
- Mount in Fixture, JBOX, Ceiling, or Ceiling Tile
- Bluetooth® SIG mesh
- High-End Trim, Zoning, Continuous Multi-level Dimming
- IP-65 Rating
- LED Motion indicator
- Active High output for relay drive
- Mounting height up to 40 ft (12.2 m)
- Conforms with DLC NLC5 Cybersecurity Standards



Suitable for indoor or outdoor



Applications

The PSC-BL-I-FM-DC0-BLE-SR (/S side mount or /B bottom mount) uses PIR Motion Detector Architecture and passive infrared (PIR) technology for improved detection coverage for ceiling or fixture mount, high bay, and low bay applications.

The PSC-BL-I-FM-DC0-BLE-SR/ S/B is a Class 2 Device designed to satisfy CA Title 24 requirements for dimming* of lighting fixtures.

The sensor is suitable for a variety of indoor applications. It supports fixture mounting (HB) up to 40 ft (12.2 m) high. Both sensor and power pack are rated for use in temperatures ranging from -30° to 70°C and relative humidity from 90 to 95% at 30°C.

The sensor is capable of daylight detection ideal for Energy Code compliance by turning lighting on or off at exterior and parking entrance applications. Daylight capability application is not intended for daylight harvesting.

Side and Bottom Mount IP65 enclosure available for fully outdoor rated option.

Sensor Operation

Blu™ Mesh Controls: Qualified by Bluetooth SIG for its Bluetooth Mesh 1.0.1 specification, the sensor connects to a Bluetooth mesh network and is accessed via the TruBlu web portal or mobile app for initial design, setup and scheduling, as well as subsequent parameter adjustments.

Advanced functionality such as energy monitoring, and demand response is available with the optional TruBlu Gateway.

Dimming: 0-10V dimmer connects to 0-10V control on the LED driver.

Relay Control: An additional High Control output can be used to trigger relays or other control circuitry.

See TruBlu™ Commissioning User Manual for more info.

Accessories

Power Pack: The PSC-BL-I-FM-DC0-BLE-SR operates on 12-24 VDC input and requires a separate power pack such as the mwConnect PacWave™ PSC-AC-PP-200/400/700C/800/900.

Alternatively, the sensor can operate with a driver that has an auxiliary output (12 V).

*For dim to off, mwConnect PacWave PSC-AC-PP-200/700C/900 Power Pack or LED dimming driver capable of dimming to off is

Summary

Sensor Type:
IP-65 PIR occupancy sensor

Input Voltage | Current Consumption:
12-24 VDC | 50 mA

0-10V Output: 30 mA

Output: Active High Vin-2.5 V 30 mA source

Mounting Height: - High Bay:
Fixture or ceiling mount max to 40ft (12.2m)
Mounting Height: - Low Bay:
Fixture or ceiling mount max to 30ft (9.1m)

Max Sensor Range: High Bay:
70ft (21.3m) radius
Max Sensor Range Low Bay:
60ft (18.2m) radius

Max Wireless Range¹
100ft (30.4m)

Operating Temperature:
-30° C to 70°C

Storage Temperature:
-40° C to 80°C

Relative Humidity:
90-95% non-condensing at 30°C

Color: White

Warranty: 5 years

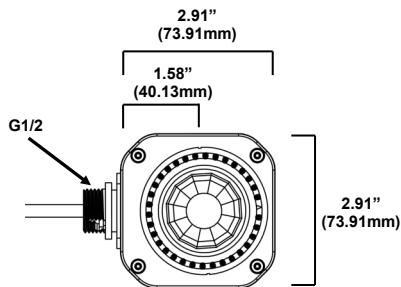
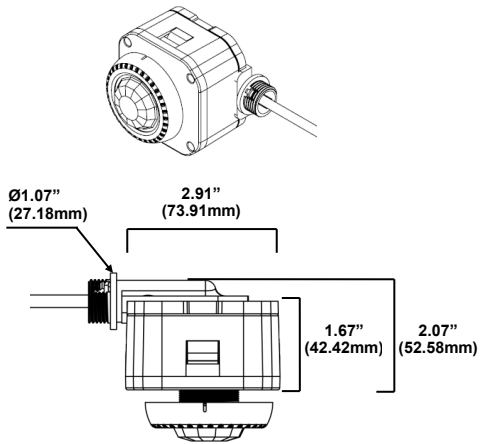
Note:
1. Bluetooth Range is highly dependent on the integration of fixtures, surrounding environment and conditions. It is recommended to conduct testing for range accuracy.

Project

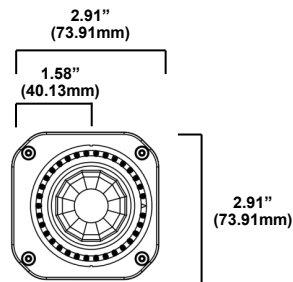
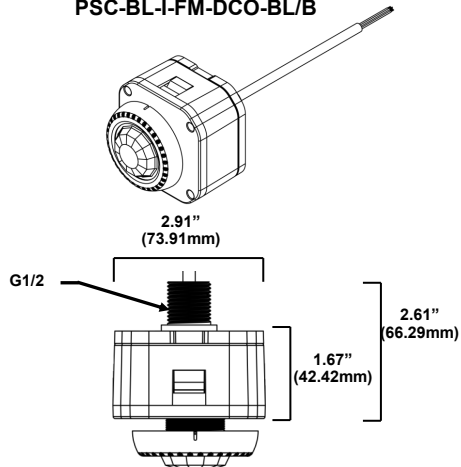
Location/Type

Physical Dimensions

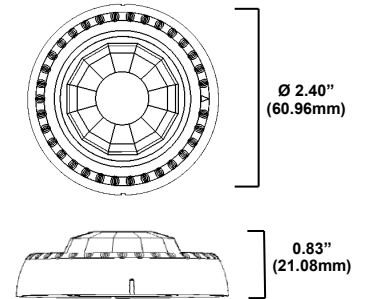
Side Mount Housing
PSC-BL-I-FM-DCO-BLE-SR/S



Bottom Mount Housing
PSC-BL-I-FM-DCO-BL/B

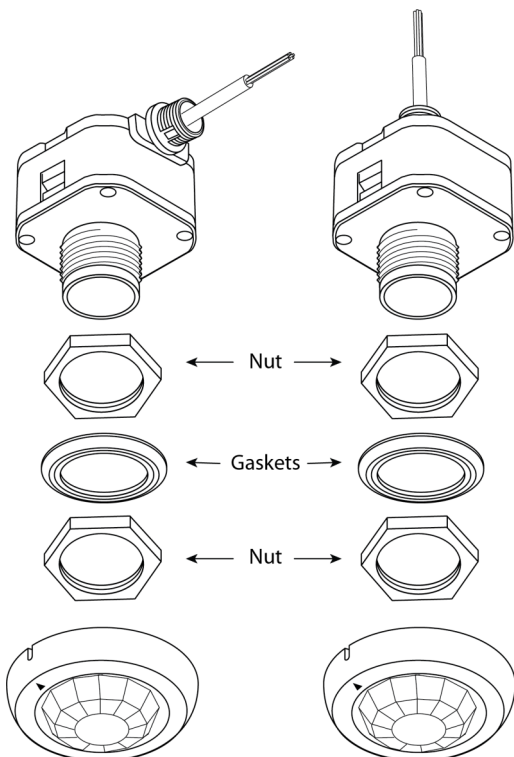


Lens Cover



Drawings are Not to Scale

Installation



Detection Area Lens Orientation



Corresponding to
the CL on Detection
Area Top View

Fresnel Lens:

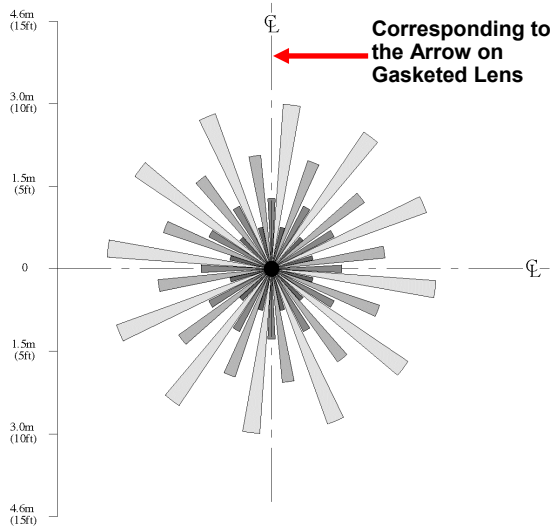
Lenses are available in:

High Bay Lens for mounting height at 20-40 ft (6.1-12.2 m).

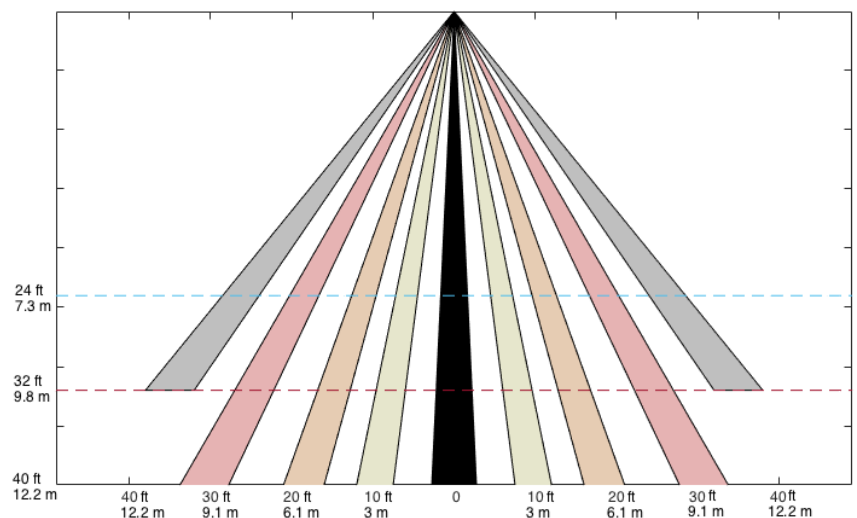
Low Bay Lens for mounting height at 8-30 ft (2.4-9.1 m)

Detection Area

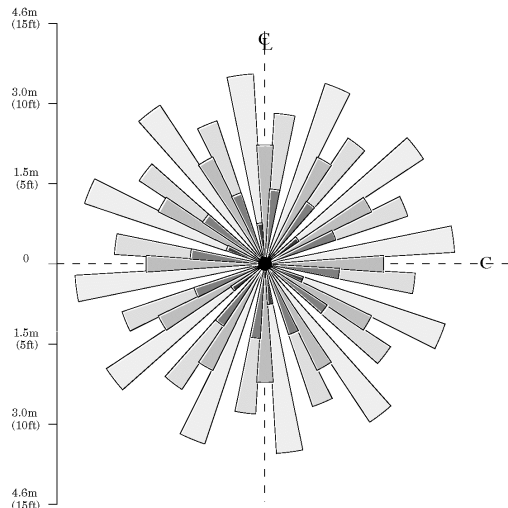
HBL: High Bay Lens-Top View at 8 ft (2.4m)



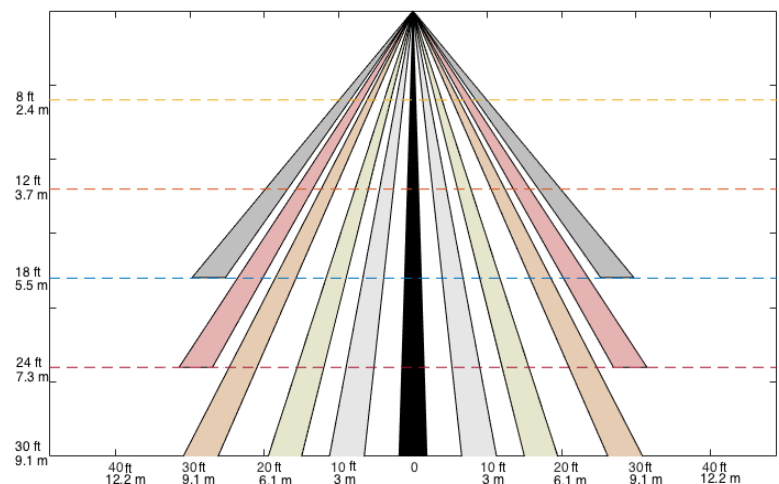
HBL - Side View



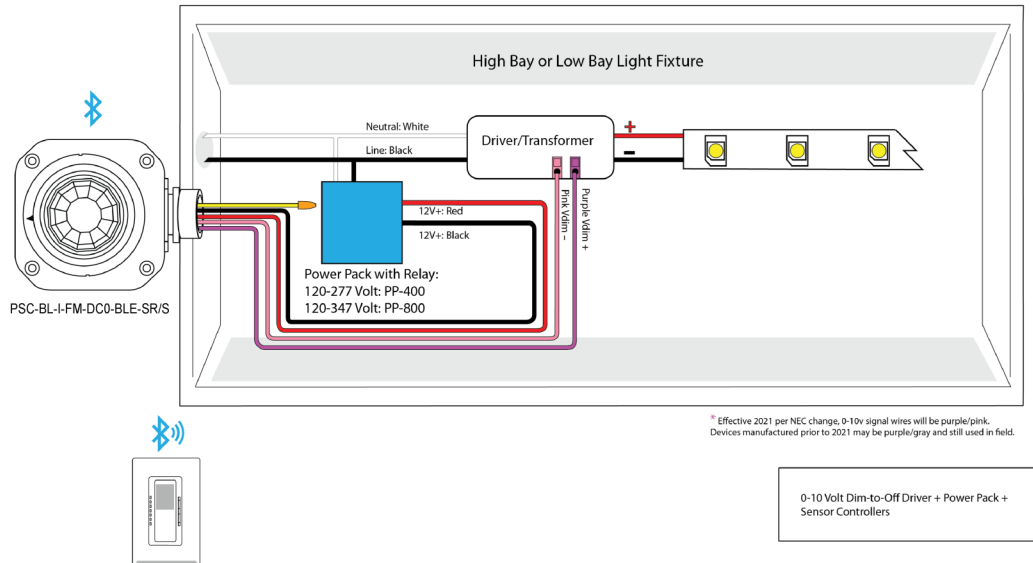
LBL: Low Bay Lens-Top View at 8 ft (2.4m)



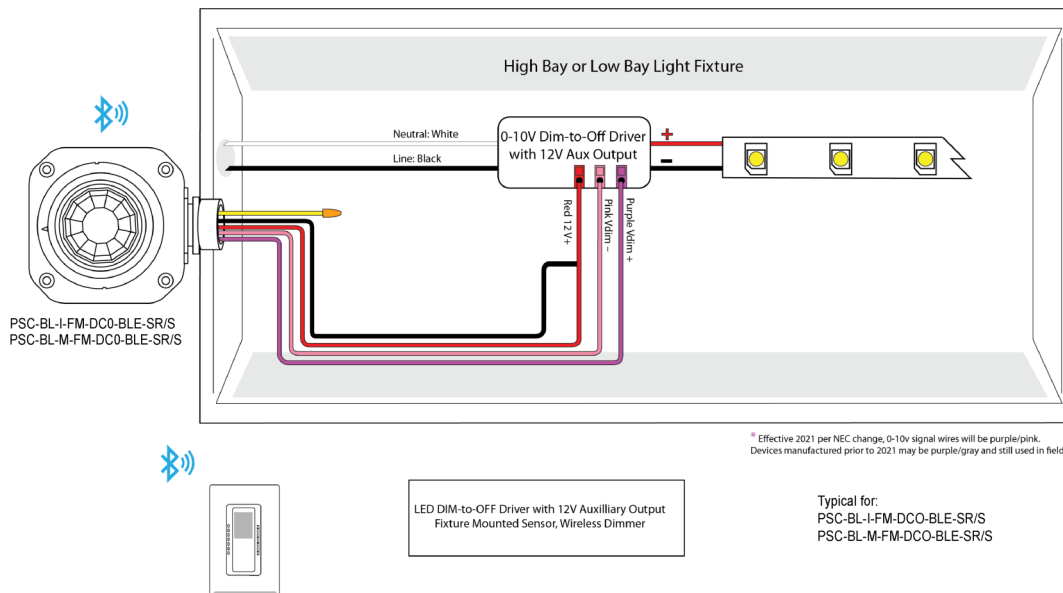
LBL - Side View



Wiring Diagram and Fixture Mount



Dim to Off Driver with 12v Auxiliary Power



How to Order

Model No.	Description	Input Voltage	Output
PSC-BL-I-FM-DC0-BLE-SR	Passive Infrared (PIR) Occupancy Sensor, with Bluetooth Mesh in TruBlu™. Technology Partner Silvair	12-2VDC	0-10VDC Control High
Add Suffix for options:	Add Suffix for options:		
/B	with Bottom-mount enclosure for IP65 PIR Occupancy Sensor		
/S	with Side-mount enclosure for IP65 PIR Occupancy Sensor		
PIR-BL01-F3-LBL	360° Low Bay Lens, maximum coverage 60ft diameter at 30ft height, White Color		
PIR-BL01-F3-LBL-BN	360° Low Bay Lens, maximum coverage 60ft diameter at 30ft height, Brown Color		
PIR-BL01-F3-LBL-BK	360° Low Bay Lens, maximum coverage 60ft diameter at 30ft height, Black Color		
PIR-BL01-F5-HBL	360° High Bay Lens, maximum coverage 70ft diameter at 40ft height or 80ft diameter at 32ft height, White Color		
PIR-BL01-F5-HBL-BN	360° High Bay Lens, maximum coverage 70ft diameter at 40ft height or 80ft diameter at 32ft height, Brown Color		
PIR-BL01-F5-HBL-BK	360° High Bay Lens, maximum coverage 70ft diameter at 40ft height or 80ft diameter at 32ft height, Black Color		

For Line to Low Voltage Power Supply/Controller, please check mwConnect PacWave™ PSC-AC-PP-200/300/400/700C/800/900.
Design and specifications are subject to change without notice.